

# 12 KEY FACTS ABOUT THE DRIVER SHORTAGE AND THE FUTURE OF THE TRUCKING INDUSTRY

THE CURRENT SHORTAGE OF TRUCK DRIVERS IS ESTIMATED AT ROUGHLY 25,000. THE TURNOVER RATE, WHICH HIT 96% BY THE END OF 2014 IS DUE TO A MULTITUDE OF REASONS, INCLUDING DEMOGRAPHIC, REGULATORY, AND THE FACT THAT DRIVERS ARE AWAY FROM HOME FOR A PERIOD OF TIME, AMONG OTHER FACTORS.

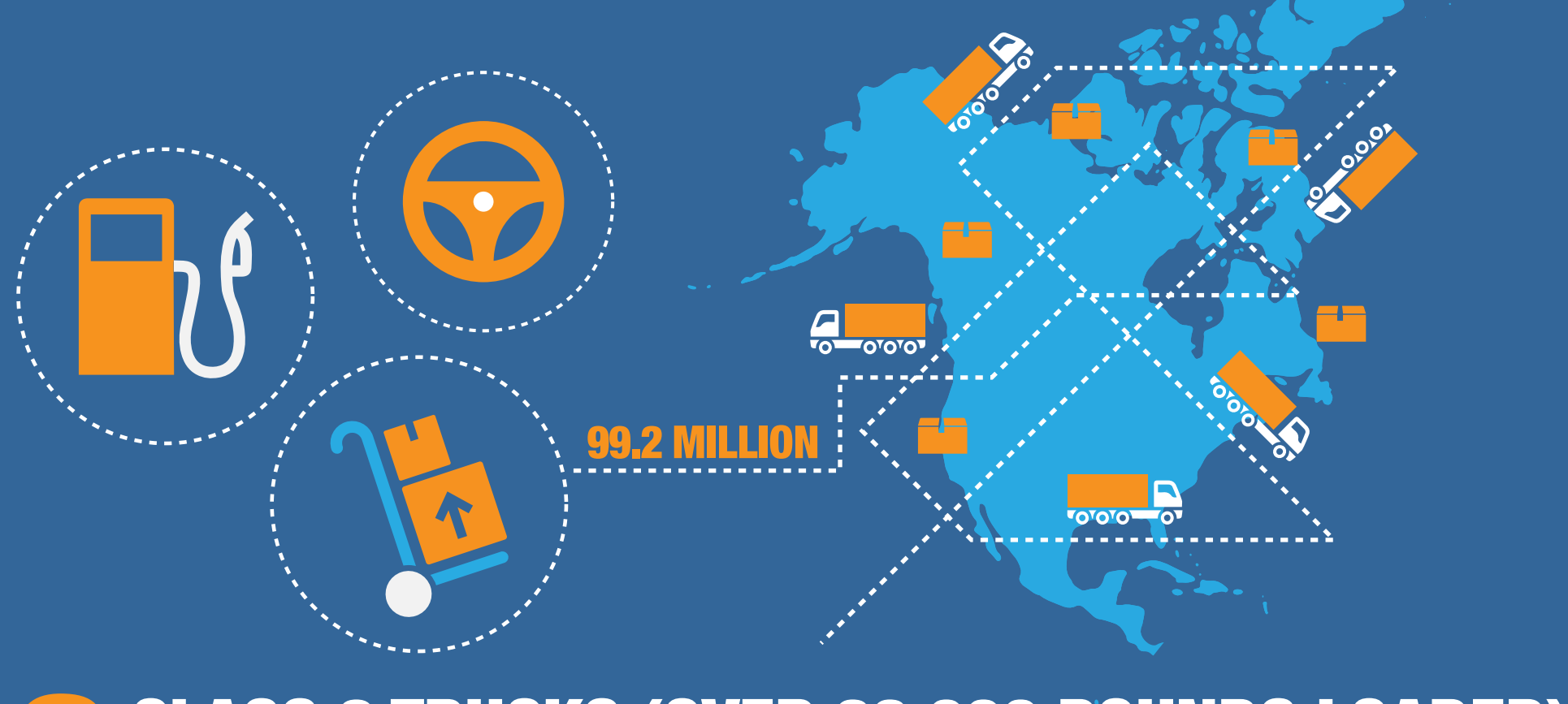
## TRUCKING INDUSTRY OVERVIEW



**1** A 2015 STUDY PROJECTED A **29% INCREASE** IN FREIGHT HAULED BY TRUCK BY 2026.



**2** \$603.9 BILLION IN GROSS FREIGHT REVENUES (PRIMARY SHIPMENTS ONLY) WAS EARNED FROM TRUCKING, REPRESENTING **80.9% OF THE NATION'S FREIGHT BILL IN 2011.**



**3** CLASS 8 TRUCKS (OVER 33,000 POUNDS LOADED) LOGGED **99.2 BILLION MILES** IN 2010.



**4** CLASS 8 TRUCK REGISTRATIONS TOTALED **2.3 MILLION** IN THE UNITED STATES IN 2010.



**5** IN 2010, **3 MILLION PEOPLE** WERE EMPLOYED AS TRUCKERS AND **6.8 MILLION** WORKED IN JOBS RELATED TO TRUCKING ACTIVITY.

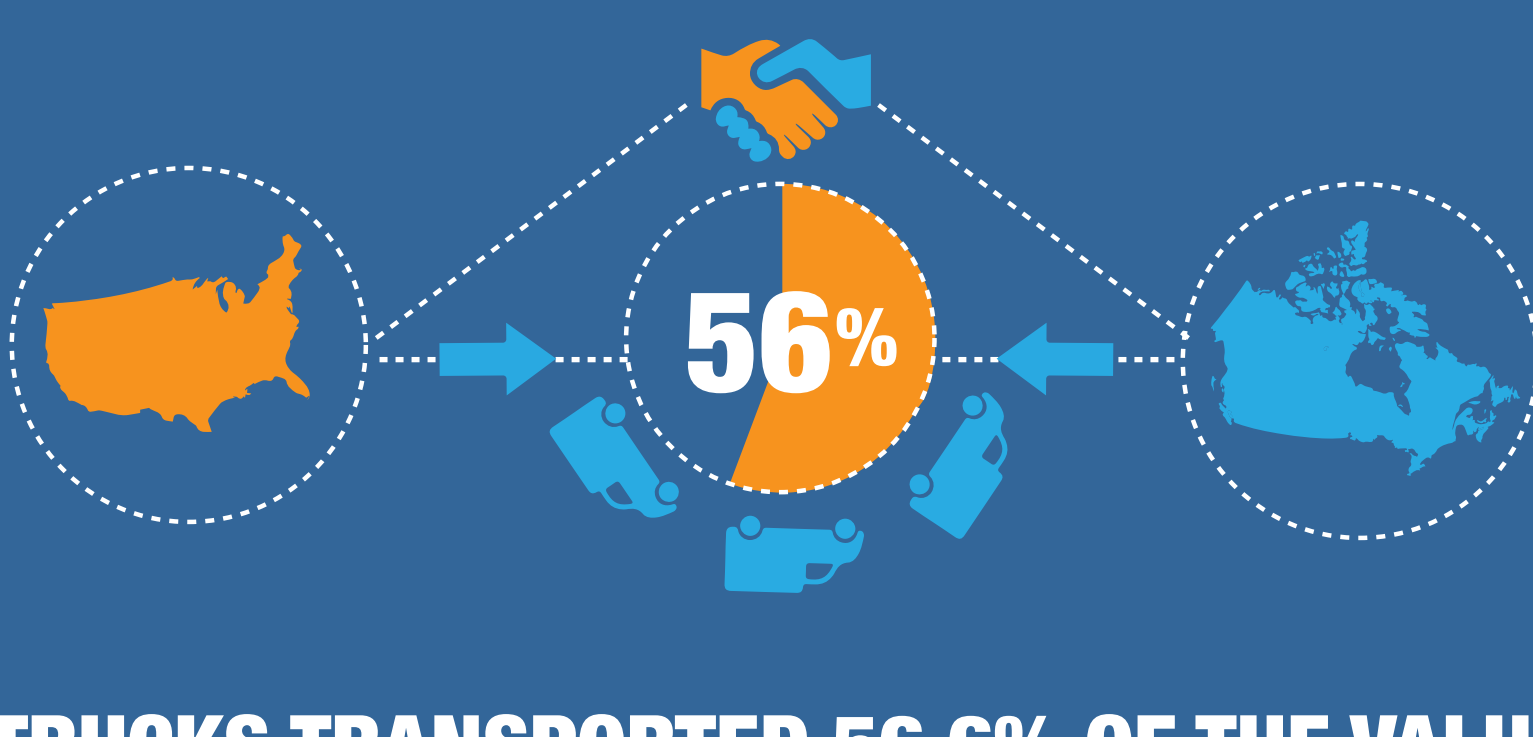


**6** **\$33.1 BILLION** PAID BY COMMERCIAL TRUCKS IN FEDERAL AND STATE HIGHWAY-USER TAXES IN 2009


IT'S IS ESSENTIAL FOR INTERNATIONAL TRADE AND THE HEALTH OF THE US ECONOMY:




**7** THE UNITED STATES ECONOMY DEPENDS ON TRUCKS TO DELIVER NEARLY **70% OF ALL FREIGHT TRANSPORTED ANNUALLY IN THE U.S.**, ACCOUNTING FOR \$671 BILLION WORTH OF MANUFACTURED AND RETAIL GOODS TRANSPORTED BY TRUCK IN THE U.S. ALONE. ADD \$295 BILLION IN TRUCK TRADE WITH CANADA AND \$195.6 BILLION IN TRUCK TRADE WITH MEXICO.



**8** TRUCKS TRANSPORTED **56.6% OF THE VALUE OF TRADE** BETWEEN THE U.S. AND CANADA IN 2010.



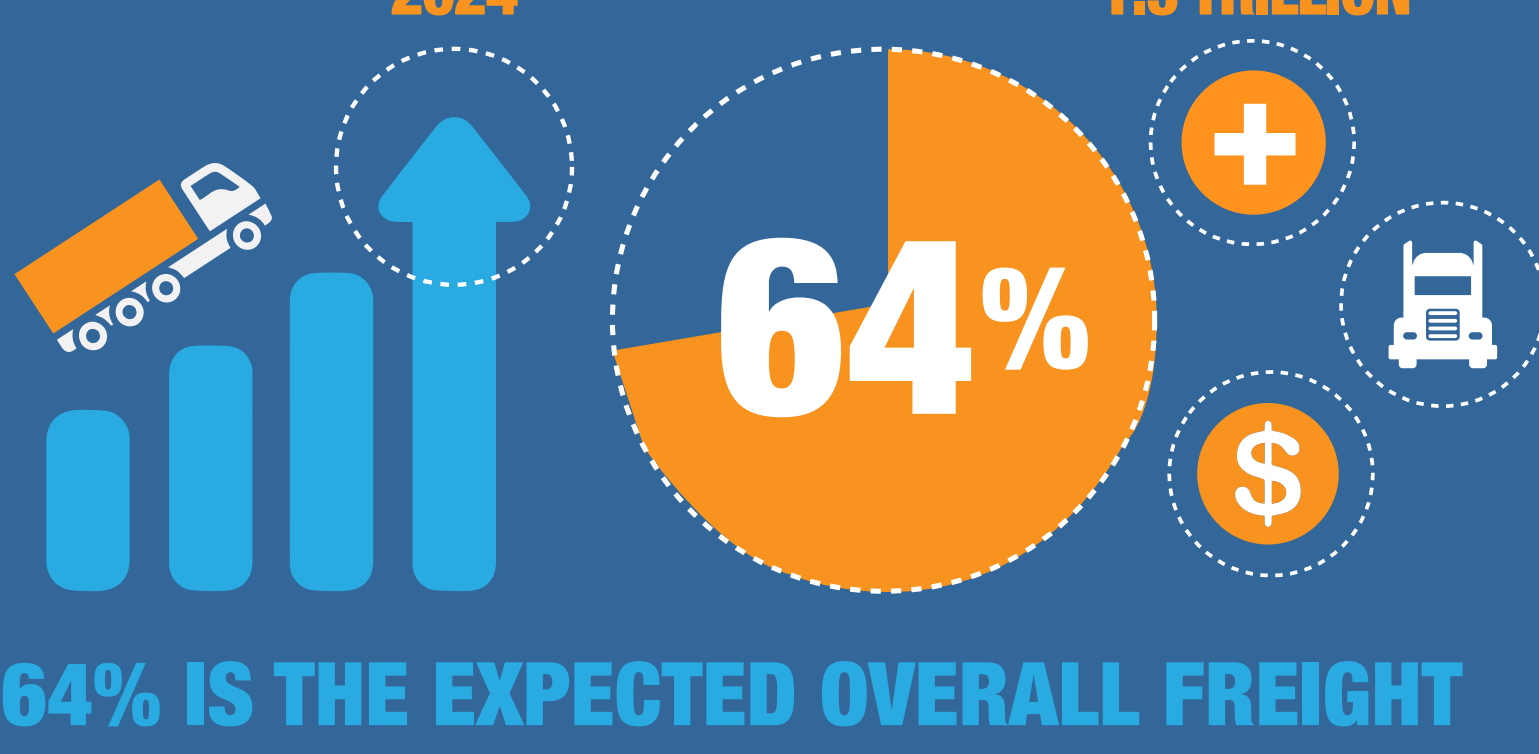
**9** TRUCKS TRANSPORTED **66.2% OF THE VALUE OF TRADE** BETWEEN THE U.S. AND MEXICO IN 2010.



**10** **82% OF ALL GOODS** IN THE US GET TRANSPORTED BY A TRUCK AT SOME POINT IN THEIR CYCLE.



**11** TRUCKLOAD VOLUMES WILL GROW **3.2% THROUGH 2018** AND **1.1% ANNUALLY** BETWEEN 2019 AND 2024.



**12** **64% IS THE EXPECTED OVERALL FREIGHT REVENUE GROWTH, REACHING \$1.3 TRILLION ANNUALLY** IN 2024.

INFOGRAPHIC CREATED BY **MORAI** LOGISTICS INC.

We love to put order in your chaos. Morai Logistics Inc. is a 3rd party logistics provider with an operating agency agreement representing Mode Transportation. We are a powerhouse logistics team based in the Greater Toronto Area and do business throughout North America, including Mexico. Our team is dedicated to our terrific clients and we strive to take the chaos out of your supply chain. We are always on the lookout to do exceptional work with remarkable people and companies!

SOURCES:

[HTTP://WWW.TRUCKING.ORG/NEWS\\_AND\\_INFORMATION/REPORTS.ASPX](http://www.trucking.org/news_and_information/reports.aspx)  
[HTTP://WWW.TRUCKINGINFO.NET/TRUCKING/STATS.HTM](http://www.truckinginfo.net/trucking/stats.htm)  
[HTTPS://WWW.DOLETA.GOV/BRG/INDPROF/TRANSPORTATION\\_PROFILE.CFM](https://www.doleta.gov/brg/indprof/transportation_profile.cfm)  
[HTTP://WWW.JWSURETYBONDS.COM/BLOG/FREIGHT-BROKERS-AND-AMERICAN-TRUCKERS](http://www.jwsuretybonds.com/blog/freight-brokers-and-american-truckers)  
[HTTP://WWW.DAILYGAZETTE.COM/NEWS/2016/MAR/26/TRUCKING-LIFE-STILL-HARD-SELL/2DGZFG](http://www.dailygazette.com/news/2016/MAR/26/TRUCKING-LIFE-STILL-HARD-SELL/2DGZFG)

Infographic created in collaboration with  
Grilled Cheese Affairs

